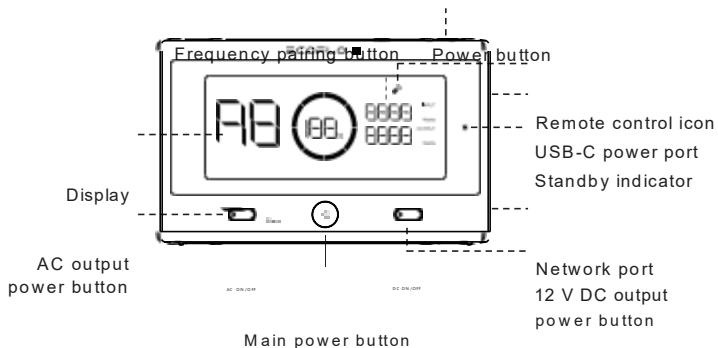


# EcoFlow DELTA Pro (Remote Control)

## Product illustration

---



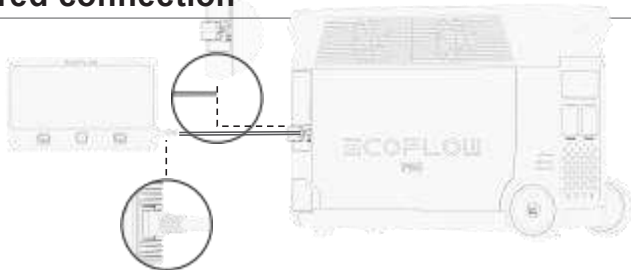
## Product information

---

- Model number: EFD500-RC
- Battery supply voltage: 3.0–4.5 V–
- Product battery type: AAA (No. 7)
- USB-C power voltage: 5.0 V–
- Network port power voltage: 12 V– (DELTA Pro only)
- Operating temperature: -10°C–45°C

## Wired connection

---



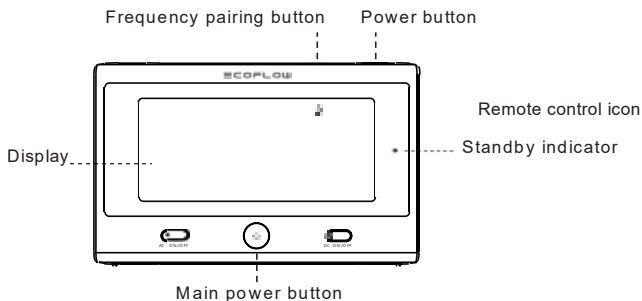
**Special tip:** After connecting successfully, the remote control screen will display the same content as the DELTA Pro screen.

## Wireless connection

---

### ● Connection steps

1. Press the power button to turn on the machine;
2. Press and hold the remote control's frequency pairing button until the remote control icon flashes;
3. Press and hold the DELTA Pro frequency pairing button until the remote control icon flashes.
4. The remote control icon will stay illuminated when the connection is successful.



**Power on:** Press the power button

**Power  $\square$ :** Press and hold the power button

**Illuminate LCD screen:** Press the main power button

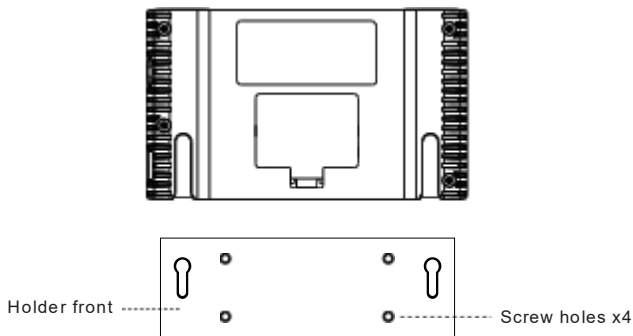
**Tip:** The Bluetooth standby feature requires a dial test with the DELTA Pro

### ● The three statuses of the remote control are shown in the following figure

1. The remote control is not connected;
2. The remote control has connected to the machine successfully;
3. The remote control has connected to the machine successfully and the machine is turned off;

# How to install

---



**Method 1:** Screw the holder to the wall, then simply attach the remote control to the holder.

Tips: 1. If the wall is made of wood, you can screw it in directly. 2. If the wall is made of concrete, a wall plug is required.



**Method 2:** Use 3M adhesive to affix the holder to the wall, then simply attach the remote control to the holder.

- Special tips:**
- The remote control enables the DELTA Pro to be powered on remotely;
  - The DELTA Pro's Standby Switch needs to be switched to the ON position and the machine must be paired with the remote control before shutting down;

## FCC Warning

This device complies with part 15 of the FCC Rules. Operation is subject to the following two conditions: (1) This device may not cause harmful interference, and (2) this device must accept any interference received, including interference that may cause undesired operation.

Any Changes or modifications not expressly approved by the party responsible for compliance could void the user's authority to operate the equipment.

**Note:** This equipment has been tested and found to comply with the limits for a Class B digital device, pursuant to part 15 of the FCC Rules. These limits are designed to provide reasonable protection against harmful interference in a residential installation. This equipment generates uses and can radiate radio frequency energy and, if not installed and used in accordance with the instructions, may cause harmful interference to radio communications. However, there is no guarantee that interference will not occur in a particular installation. If this equipment does cause harmful interference to radio or television reception, which can be determined by turning the equipment off and on, the user is encouraged to try to correct the interference by one or more of the following measures:

- Reorient or relocate the receiving antenna.
- Increase the separation between the equipment and receiver.
- Connect the equipment into an outlet on a circuit different from that to which the receiver is connected.
- Consult the dealer or an experienced radio/TV technician for help.

The device has been evaluated to meet general RF exposure requirement. The device can be used in portable exposure condition without restriction.

## **ОФИЦИАЛЬНЫЙ ДИЛЕР В УКРАИНЕ:**

[storgom.ua](http://storgom.ua)

## **ГРАФИК РАБОТЫ:**

Пн. – Пт.: с 8:30 по 18:30

Сб.: с 09:00 по 16:00

Вс.: с 10:00 по 16:00

## **КОНТАКТЫ:**

+38 (044) 360-46-77

+38 (066) 77-395-77

+38 (097) 77-236-77

+38 (093) 360-46-77

Детальное описание товара: <https://storgom.ua/product/ecoflow-129794.html>

Другие товары: <https://storgom.ua/paneli-upravleniya-i-kontrollery-dlya-zaryadnyh-stancij.html>